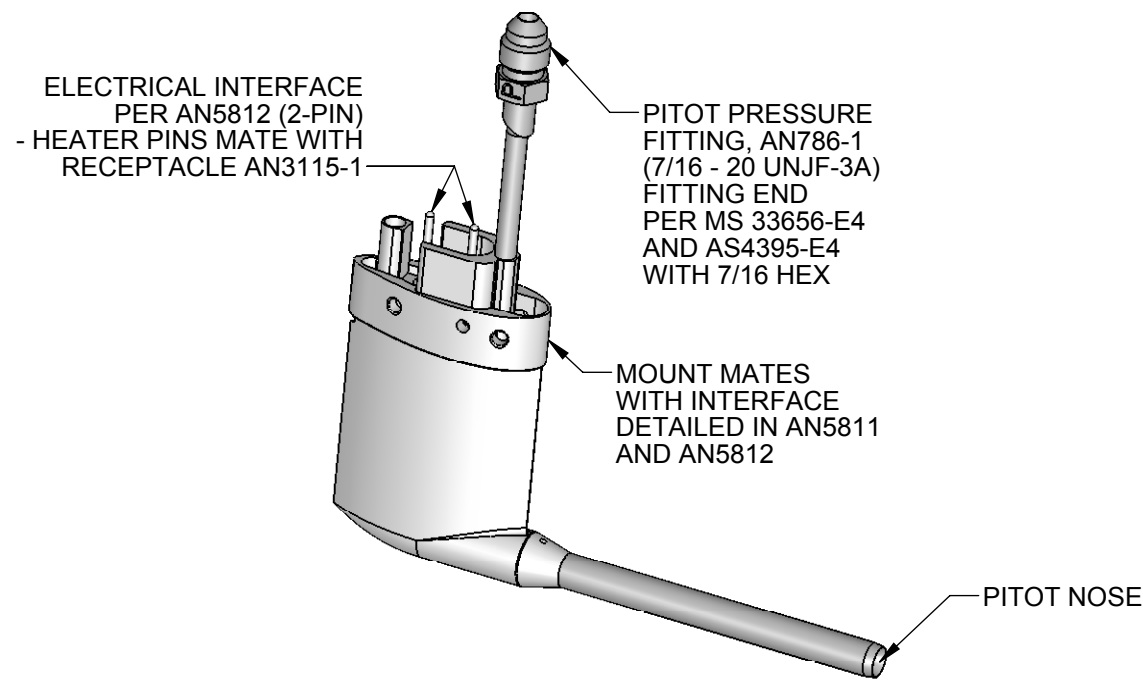
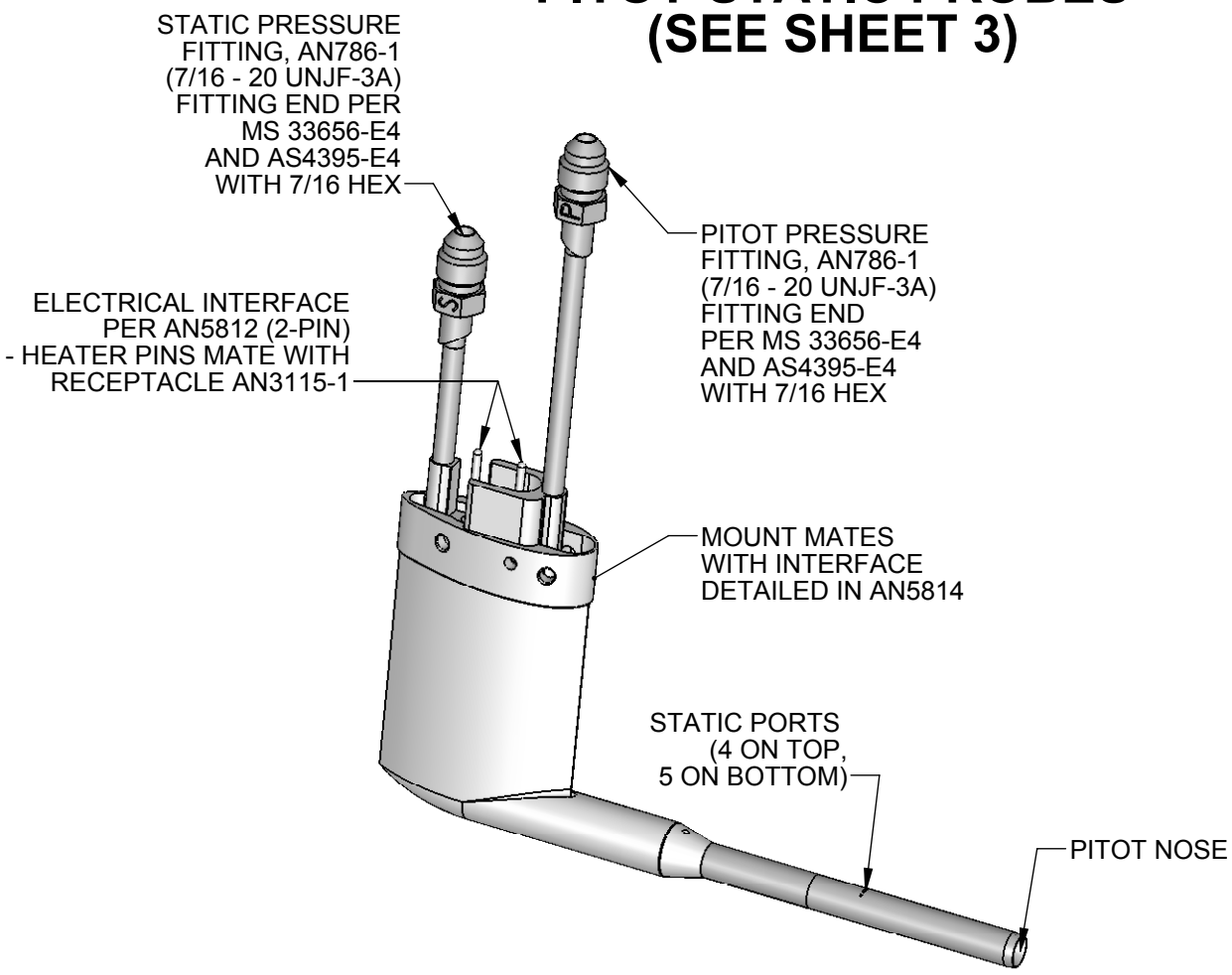


This drawing contains design and other information which is the property of SpaceAge Control, Inc. Except for rights expressly granted by contract to the United States Government, this drawing and data disclosed herein or herewith is not to be reproduced, used, or disclosed in whole or in part to anyone without the written permission of SpaceAge Control, Inc.

PITOT PROBES (SEE SHEET 2)



PITOT-STATIC PROBES (SEE SHEET 3)



PART NO.	PROBE TYPE	ORIENTATION ON AIRCRAFT	WEIGHT	INTERFACE COMPATIBILITY	SUPPLIED HARDWARE
4450-01	PITOT	TOP	.26 LB MAX	AN5811-1	4X BUTTON HEAD SCREWS & LOCKWASHERS, 6-40 UNF-2A X .25 LONG
4450-02	PITOT	BOTTOM	.26 LB MAX	AN5812-1	4X BUTTON HEAD SCREWS & LOCKWASHERS, 6-40 UNF-2A X .25 LONG
4450-03	PITOT-STATIC	TOP	.35 LB MAX	AN5814-X (AN5814-2, DRAIN HOLE 180°)	4X BUTTON HEAD SCREWS & LOCKWASHERS, 6-40 UNF-2A X .25 LONG
4450-04	PITOT-STATIC	BOTTOM	.35 LB MAX	AN5814-2	4X BUTTON HEAD SCREWS & LOCKWASHERS, 6-40 UNF-2A X .25 LONG

NOTES (UNLESS OTHERWISE SPECIFIED):

- DESCRIPTION: HEATED PITOT OR PITOT-STATIC PROBE WITH MECHANICAL AND ELECTRICAL INTERFACES PER AN58XX PROBES - SEE CONFIGURATION TABLE (THIS SHEET).
- HEATER OPERATION: SELF-REGULATING HEATER - POWER INCREASES WITH INCREASES IN AIRFLOW AND WITH DECREASES IN AMBIENT AIR TEMPERATURE.
 - SUPPLY VOLTAGE 24 - 32 VOLTS
 - CONTINUOUS POWER CONSUMPTION: 55 WATTS (1.96 AMPS) MAX
 - PEAK / SPIKE POWER CONSUMPTION AT INITIAL POWERUP: 7.86 AMPS (220 WATTS) MAX DROPPING TO LESS THAN 2 AMPS WITHIN ONE MINUTE.
- ANTI-ICING PERFORMANCE: PER SAE-AS393.
- AERODYNAMIC PERFORMANCE: PER SAE-AS393

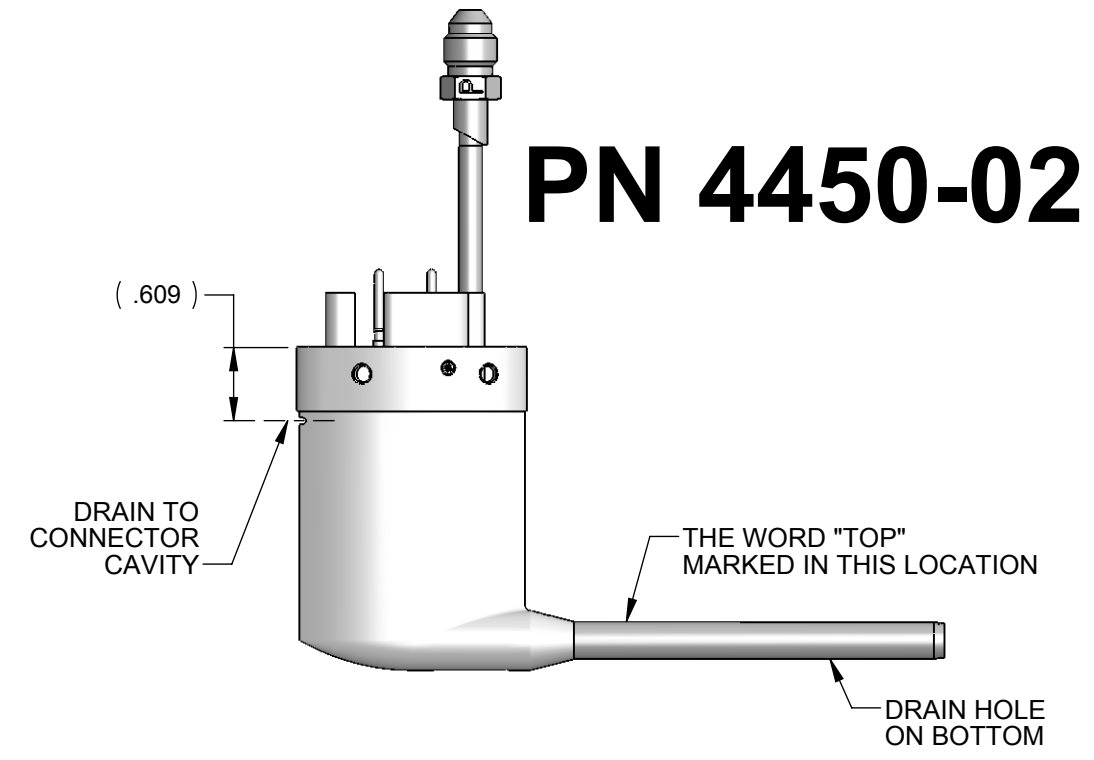
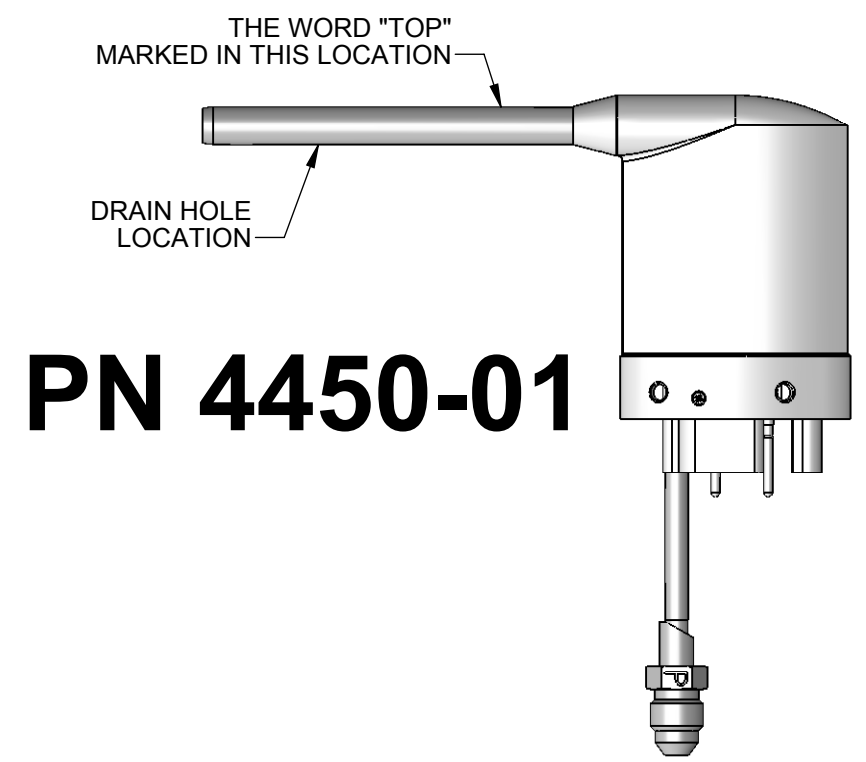
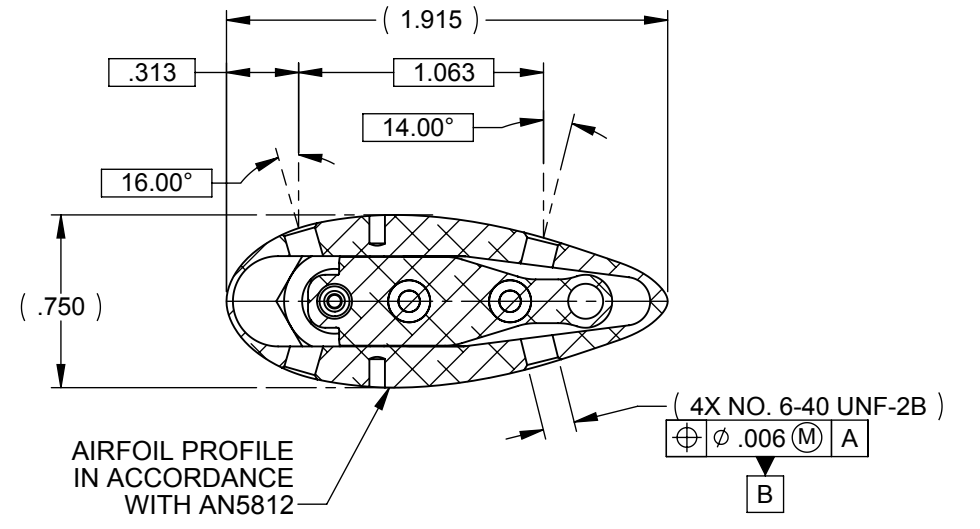
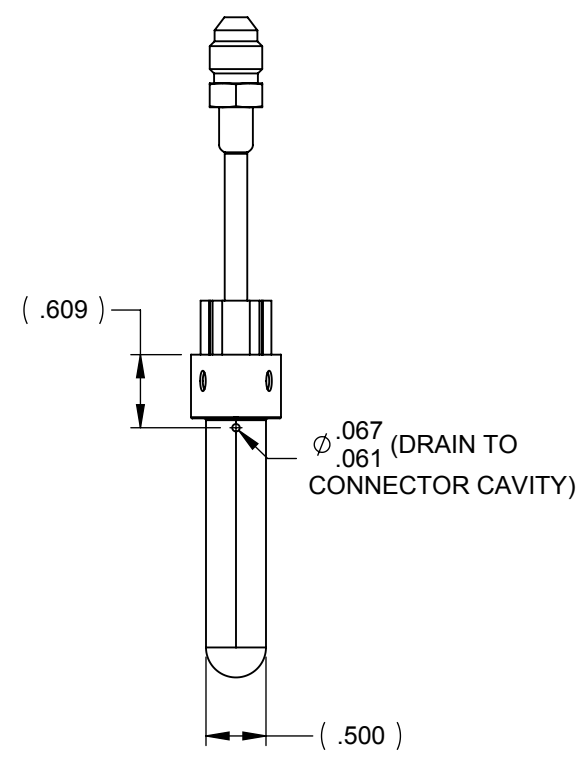
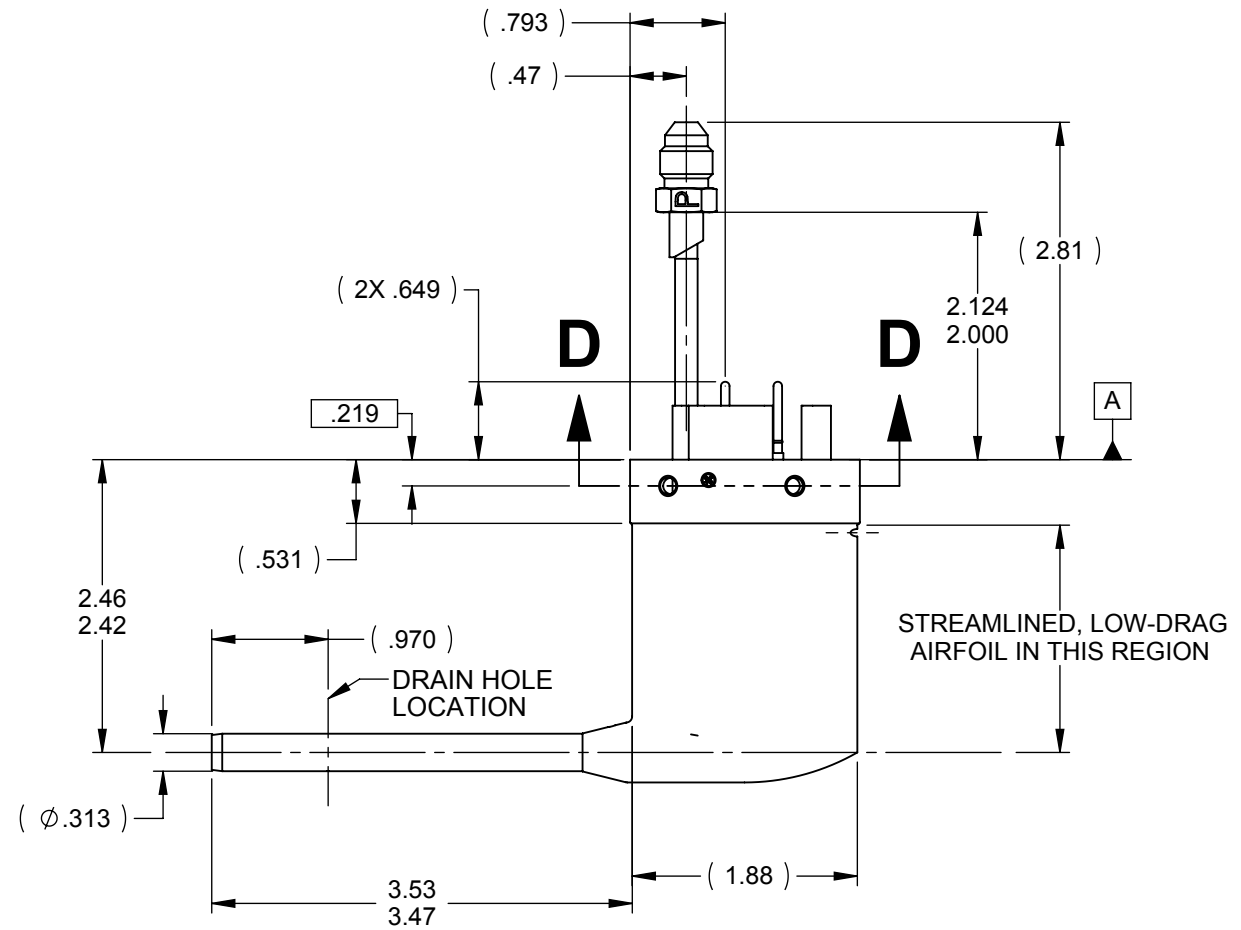
SPA PN 4450-XX

(WHERE "XX" IS DASH NO.)

UNLESS OTHERWISE SPECIFIED DIMENSIONS ARE IN INCHES TOLERANCES ARE:		DRAWN B.P. DATE 12-09-08			
DECIMALS X.X ± 0.03	ANGLES X° ± 30'	APPROVALS			
X.XX ± 0.01	X.XXX ± 0.005	CHECKED		HEATED "AN" PROBES	
DO NOT SCALE DRAWING		DIGITAL - ON FILE			
MATERIAL	SEE NOTES	ENG		SIZE B CAGE CODE 34851 DWG. NO. 4450 REV. A	
FINISH	SEE NOTES	DIGITAL - ON FILE		SCALE _____ CAD FILE: _____ SHEET 1 OF 3	
CAD GENERATED DRAWING. DO NOT MANUALLY UPDATE					

This drawing contains design and other information which is the property of SpaceAge Control, Inc. Except for rights expressly granted by contract to the United States Government, this drawing and data disclosed herein or herewith is not to be reproduced, used, or disclosed in whole or in part to anyone without the written permission of SpaceAge Control, Inc.

PITOT PROBE CONFIGURATIONS



PN 4450-02

SIZE	CAGE CODE	DWG. NO.	REV.
B	34851	4450	A
SCALE	CAD FILE:	SHEET	OF
		2	3

