


### III. Flight Plans (cont'd)



## L. RAIM Prediction with the KLN 94

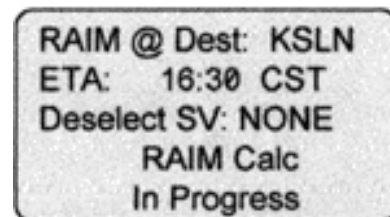
**RAIM Not Available  
APR Mode Inhibited  
Predict RAIM on AUX 3**

NOTE: If this message is displayed it means the KLN 94 has determined that there will not be enough integrity monitoring for the leg between the FAF and the MP, or, RAIM is not currently available. In this case, the GPS will not go into the approach active mode and you will not be able to finish the approach utilizing GPS because there is insufficient integrity monitoring.

To perform a RAIM prediction prior to approaching the FAF:

1. ROTATE the Large and Small Knob to AUX page 3.

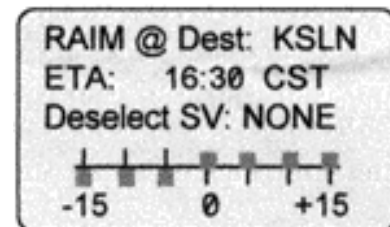
NOTE: The Dest waypoint will be either the last waypoint in the flight plan OR the missed approach point if an approach is loaded.



You may also load any waypoint manually to perform a manual RAIM calculation.

The ETA will be the current ETA to the waypoint depicted. The ETA may also be entered manually such as in a "What if the departure is delayed?" situation. The "Deselect SV: NONE" field allows you to manually delete a satellite (SV) by number if you know it is malfunctioning. Normally, leave this field as "NONE".

The example shows that RAIM is available from the ETA until 15 past the ETA and is not available for the period of 15 minutes prior to the ETA.



Should you experience a satellite failure while navigating between the FAF and the MAP, the KLN 94 will display the message:

**"Press PROC Button Now for NAV"**

You must cancel the approach mode by pressing the PROC button which will change the

RAIM back to APR ARM. Navigation information usually will be restored.

NOTE: RAIM prediction may also be obtained from Flight Service.