



## Installation Instructions for Cessna 310 . . 400 Series Aircraft Sunvisor System (Kit RC300/400-300-1)

This is an FAA STC installation and requires an Aircraft Maintenance log entry.

Doc: 9050-0118-015

Rev	Date	Approved
B	3/22/2004	GH

Installing your Rosen Sunvisor System is easily performed and should take approximately 1 hour.

Please read these short instructions **COMPLETELY** before starting.

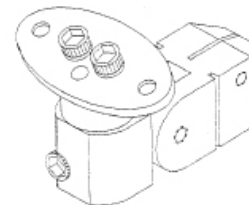
### Installation Hardware (included)

- Qty: (4) #10-32 Flat Head Screw  
(1) 5/32 Allen Key for #10-32 Cap Screw  
(1) 9/64 Allen Key

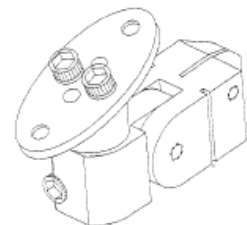


NOTE: On Cessna 310's this system will only fit applications that have the original ball joint style equipment shown above.

- Using a Philips screwdriver remove (2) stock ball mount visors.
- If your mounting holes are positioned for and aft in relation ship to the centerline of your aircraft you swivel should look like this when viewed from behind:

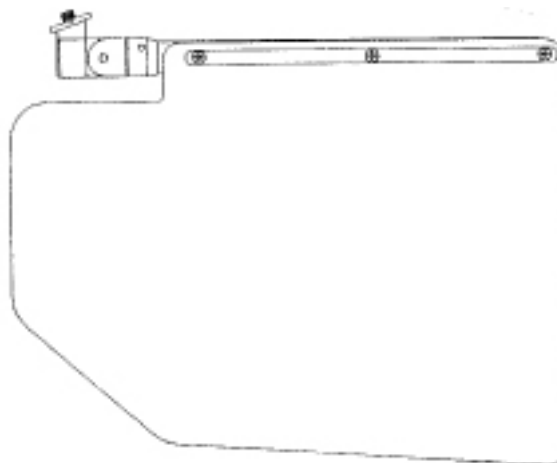


- If your mounting holes are positioned perpendicular to the centerline of your aircraft you swivel should look like this when viewed from behind:



- If necessary reconfigure swivel mount bracket as indicated.

- This image is the pilot's side of a longitudinal configuration.



- Attach your new Rosen Sunvisors using the #10-32 Flat Head Screws provided. Note that the Red Thumb Screw knob should be forward, away from the operator.
- Repeat for the other side.
- Place the FAA STC and AML (if appropriate) in the Aircraft Maintenance Log and make an installation entry.
- Installation is now complete.

#### **Use and care instructions:**

- Visors will stow in different positions but generally the system will stow overhead when in the forward position.

#### **For continued airworthiness: (Ground operations only)**

- Periodically clean the visor with a soft non-abrasive cloth and mild soap or aviation grade windscreen cleaner.
- Hex Keys are provided to periodically adjust the tension on all the pivot points so that they move freely but not loosely.
- Every movement of your new Rosen Sunvisor is tension-able, so you can adjust it to your preference before flight.