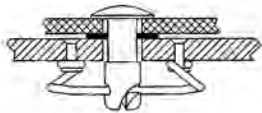


DZUS® FASTENERS

STUD AND SPRING SELECTION TABLES



1. Find total thickness (distance) from underside of stud head to point of spring attachment).
2. Select stud "L" and spring "H" dims.

Size 3 Stud, S3 Spring			Size 4 Stud, S4 Spring		
USE			USE		
Total Thickness	Stud Dim. L	Spring Dim. H	Total Thickness	Stud Dim. L	Spring Dim. H
.045 - .069	-25	-225	.050 - .074	-25	-225
.070 - .094	-25	-200	.075 - .099	-25	-200
.095 - .119	-30	-225	.100 - .124	-30	-225
.120 - .144	-30	-200	.125 - .149	-30	-200
.145 - .169	-30	-175	.150 - .174	-35	-225
.170 - .194	-30	-150	.175 - .199	-35	-200
.195 - .219	-35	-175	.200 - .224	-40	-225
.220 - .224	-35	-150	.225 - .249	-40	-200
.245 - .269	-40	-175	.250 - .274	-45	-225
.270 - .294	-40	-150	.275 - .299	-45	-200
			.300 - .324	-50	-225
			.325 - .344	-50	-200

Size 5 Stud, S5A Spring			Size 6 Stud, S6 Spring			Size 7 Stud, S7 Spring		
USE			USE			USE		
Total Thickness	Stud Dim. L	Spring Dim. H	Total Thickness	Stud Dim. L	Spring Dim. H	Total Thickness	Stud Dim. L	Spring Dim. H
.055 - .079	-30	-275	.090 - .114	-35	-300	.130 - .154	-40	-275
.080 - .104	-30	-250	.115 - .139	-35	-275	.155 - .179	-40	-250
.105 - .129	-30	-225	.140 - .164	-35	-300	.180 - .204	-40	-225
.130 - .154	-30	-200	.165 - .189	-40	-275	.205 - .229	-40	-200
.155 - .179	-40	-275	.190 - .214	-40	-250	.230 - .254	-40	-200
.180 - .204	-40	-250	.215 - .239	-40	-225	.255 - .279	-50	-275
.205 - .229	-40	-225	.240 - .264	-50	-300	.280 - .304	-50	-250
.230 - .254	-40	-200	.225 - .249	-40	-200	.305 - .329	-50	-225
.255 - .279	-50	-275	.265 - .289	-50	-275	.330 - .354	-50	-200
.280 - .304	-50	-250	.290 - .314	-50	-250	.355 - .379	-60	-275
.305 - .329	-50	-225	.315 - .339	-50	-225	.380 - .404	-60	-250
.330 - .354	-50	-200	.340 - .364	-60	-300	.405 - .429	-60	-225
.355 - .379	-60	-275	.365 - .389	-60	-275	.430 - .454	-60	-200
.380 - .404	-60	-250	.390 - .414	-60	-250	.455 - .479	-70	-275
.405 - .429	-60	-225	.415 - .439	-60	-225	.480 - .504	-70	-250
.430 - .454	-60	-200	.440 - .464	-70	-300	.505 - .529	-70	-225
.455 - .479	-70	-275	.465 - .489	-70	-275	.530 - .554	-70	-200
.480 - .504	-70	-250	.490 - .514	-70	-250			
.505 - .529	-70	-225	.515 - .539	-70	-225			
.530 - .554	-70	-200						

FASTENER INSTALLATION FLARING TOOLS



Flaring tools for Z-Lock (Dzus®) Grommets are required when installing Flare-Type Grommets. Each series (diameter) and head style (flush or oval) requires it's own set of attachment toolsP/N 04-01413**\$288.95**

RETAINING SPRINGS



When there is a gap between the top and bottom panels, a retaining spring is used to hold the stud in locking position for alignment with receptacle.

Model No.	Part No.	Price ea
1219-24520-SS	SX-520SS	\$0.14
1219-24523-SS	SX-523SS	\$0.56
1219-24510-SS	SX-510SS	\$0.59
1219-24518-SS	SX-518SS	\$0.14
1219-24519-SS	SX-519SS	\$1.40

SNAP RINGS



A snap ring is used when there is not a lot of pull-out load. This ring is expandable easily installed with pliers or screw-driver and takes little space.

Model No.	Part No.	Price ea
1219-R3-SS	SR3SS	\$0.33
1219-R4-SS	SR4SS	\$0.35
1219-R5-SS	SR5SS	\$0.20
1219-R6-SS	SR6SS	\$0.31
1219-R7-SS	SR7SS	\$0.36

SPRINGS



Model No.	Part No.	Price Ea.	Model No.	Part No.	Price Ea.
1219-3150-Z3CT	S3-150	\$1.68	1219-5300-Z3Y	S5A-300	\$2.25
1219-3175-Z3Y	S3-175	\$1.65	1219-6225-Z3Y	S6A-225	\$2.49
1219-3200-Z3Y	S3-200	\$1.52	1219-6250-Z3Y	S6A-250	\$2.88
1219-3225-Z3Y	S3-225	\$1.95	1219-6275-Z3Y	S6A-275	\$3.35
1219-4220-Z3Y	S4-200	\$0.73	1219-6300-Z3Y	S6-300	\$3.35
1219-4225-Z3Y	S4-225	\$0.73	1219-6400-Z3Y	S6A-400	\$3.60
1219-4250-Z3Y	S4-250	\$0.93	1219-6425-Z3Y	S6A-425	\$2.25
1219-A4200-Z3Y	S4A-200	\$0.73	1219-6325-Z3Y	S5A-325	\$2.28
S5-325-SURP		\$0.75	1219-7250-Z3Y	S7-250	\$6.50
1219-A5200-Z3Y	S5A-200	\$1.25			
1219-A5225-Z3Y	S5A-225	\$0.94			
1219-A5250-Z3Y	S5A-250	\$1.25			
1219-A5275-Z3Y	S5A-275	\$1.41			

The dash number represents the height ("H" dimension) of the spring.

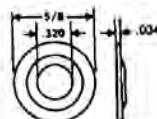
FULL GROMMETS



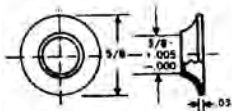
A full grommet is used when protection of the hole is a definite consideration. It protects panel finish and reduces stud play. A tool is required for installation. The "GA" type full grommet is used with a protruding head stud, and the "GF" type with a flush head stud.

ALUMINUM

Outer Panel Thickness	Type "GA"			Type "GF"		
	Model No.	Part No.	Price	Model No.	Part No.	Price
.015 - .025	1271-3175	GA3-175	\$3.25	---	N/A	---
.026 - .050	1271-200	GA3-200	\$1.65	---	N/A	---
.051 - .094	1271-250	GA3-250	\$1.79	---	N/A	---
.015 - .025	---	GA4-225	--	1276-4125	GF4-125	\$6.50
.026 - .050	1271-4250	GA4-250	\$1.68	1276-4150	GF4-150	\$1.68
.051 - .075	1271-4275	GA4-275	\$1.48	1276-4175	GF4-175	\$3.95
.076 - .100	1271-4300	GA4-300	\$2.25	1276-4200	GF4-200	\$8.50
.031 - .062	1271-5312	GA5-312	\$1.28	1276-5175	GF5-175	\$0.95
.063 - .094	1271-5350	GA5-350	\$1.26	1276-5225	GF5-225	\$1.84
.095 - .125	1271-5375	GA5-375	\$2.19	1276-5250	GF5-250	\$2.45
.040 - .065	1271-6350	GA6-350	\$1.95	---	GF6-218	---
.066 - .100	1271-6375	GA6-375	\$2.45	1276-6250	GF6-250	\$1.99
.101 - .135	1271-6425	GA6-425	\$2.95	---	---	---
.050 - .095	1271-7375	GA7-375	\$5.35	1276-7250	GF7-250	\$5.35
.096 - .156	---	GA7-475	---	---	GF7-325	---
.157 - .218	1271-7525	GA7-525	---	1276-7400	GF7-400	---



Total compressed thickness (to figure metal pileup): .045



HALF GROMMETS

A half grommet does not break easily, and it flattens but guarantees hold of the stud. It is used when protection of the hole is not a consideration, but protection of panel finish might be. The "GH" type half grommet is installed with a tool; the "GP" type is pushed on by hand.

Type "GP" Thermoplastic			Type "GH" Aluminum		
Model No.	Part No.	Price ea	Model No.	Part No.	Price ea
127P-3B	GP3B	\$0.20	127H-3	GH3	\$0.43
127P-4B	GP4B	\$0.12	127H-4	GH4	---
127P-5B	GP5B	\$0.12	127H-5	GH5	\$0.46
127P-6B	GP6B	\$0.24	127H-6	GH6	\$0.30
127P-7B	GP7B	---	127H-7	GH7	\$1.47