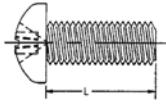


ALLOY/STRUCTURAL — MACHINE SCREWS



MS51957 / MS51958 STAINLESS MACHINE SCREWS

- Phillips Pan Head
- 300 Series Stainless Steel
- Finish - Passivate per QQ-P-35



Thread	Length	Phillips Part No.	Price Each	Thread	Length	Phillips Part No.	Price Each
2-56	.188	MS51957-2	\$0.05	6-32	.500	MS51957-30	\$0.08
	.250	MS51957-3	\$0.06		.625	MS51957-31	\$0.09
	.312	MS51957-4	\$0.07		.750	MS51957-32	\$0.11
	.375	MS51957-5	\$0.06		.875	MS51957-33	\$0.10
	.438	MS51957-6	\$0.06		1.00	MS51957-34	\$0.10
	.500	MS51957-7	\$0.08		.250	MS51957-41	\$0.09
4-40	.750	MS51957-9	\$0.07	.312	MS51957-42	\$0.09	
	.875	MS51957-10	\$0.10	.375	MS51957-43	\$0.09	
	.188	MS51957-12	\$0.05	.438	MS51957-44	\$0.10	
	.250	MS51957-13	\$0.06	.500	MS51957-45	\$0.11	
	.312	MS51957-14	\$0.06	.625	MS51957-46	\$0.10	
	.375	MS51957-15	\$0.06	.750	MS51957-47	\$0.13	
	.438	MS51957-16	\$0.06	.875	MS51957-48	\$0.12	
	.500	MS51957-17	\$0.07	1.00	MS51957-49	\$0.14	
	.625	MS51957-18	\$0.08	10-32	.312	MS51958-60	\$0.12
	.750	MS51957-19	\$0.08		.375	MS51958-61	\$0.14
	.875	MS51957-20	\$0.11		.438	MS51958-62	\$0.16
	1.00	MS51957-21	\$0.07		.500	MS51958-63	\$0.13
.188	MS51957-25	\$0.06	.625		MS51958-64	\$0.15	
.250	MS51957-26	\$0.06	.750		MS51958-65	\$0.18	
6-32	.312	MS51957-27	\$0.08	.875	MS51958-66	\$0.19	
	.375	MS51957-28	\$0.07	1.00	MS51958-67	\$0.21	
	.438	MS51957-29	\$0.07	1.25	MS51958-68	\$0.24	

Fingertip Assembly



SNAP BUSHINGS

Ideal for abrasion and cutting protection of wiring, antenna leads, tubing, cables, etc. that are routed through bulkheads, ribs and other internal aircraft structures. Made of hard black nylon. Drill a hole about 1/8" larger than bushing I.D. and insert bushing. Spring-like fingers snap out to hold it in place. Special sizes on request with 100 piece minimum. *For .062" max. bulkhead thickness. All others for .125" max. bulkhead thickness.

Mounting Part No.	Hole Dia.	Bushing I.D.	Price Each	Mounting Part No.	Hole Dia.	Bushing I.D.	Price Each
04-05700*	.250	1/8"	\$0.10	04-05753	.500	3/8"	\$0.15
04-05710*	.312	3/16"	\$0.25	04-05775	.625	1/4"	\$0.34
04-05730	.375	1/4"	\$0.12	04-05773	.625	1/2"	\$0.16
04-05738	.437	1/4"	\$0.19	04-05790	.750	3/8"	\$0.35
04-05758	.500	1/4"	\$0.18	04-05793	.750	9/16"	\$0.20

*For .062" max. bulkhead thickness. All others for .125" max. bulkhead thickness. Less 15% Discount on 100 pieces per size.

SNAP BUSHINGS



Converts raw-edged holes to smooth, neat, insulated holes. Locking fingers "snap" into holes with fingertip pressure. Locking finger steps are designed at fractional increments to accommodate a range of panel thicknesses up to .250" (6.4 mm). Withstands a push back force of 35 pounds.

Panel Dimensions				P/N	Part Dimensions							
Maximum Thickness	Mounting Hole Dia.		Color	UL/CSA Designation	A Inside Diameter		B Head Diameter		C Overall Height			
in.	mm.	in.	mm.	Black	in.	mm.	in.	mm.	in.	mm.		
.125	3,2	1.093 - 1.125	27, 8-28	6	2163	SB1093 - 14	.875	22,2	1.218	30,9	453	11,5
.125	3,2	1.093 - 1.125	27, 8-28	6	2166	SB1093 - 15	.937	23,8	1.218	30,9	453	11,5

Model 2163..... P/N 04-01985.....\$0.25
 Model 2166..... P/N 04-01986.....\$0.35

AN535 DRIVE SCREWS

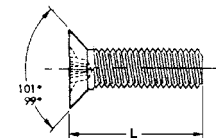


Hardened steel screws to make permanent fastenings to ferrous and non-ferrous castings, heavy gauge steel, plastics, etc. Cadmium plated. Spec. MS21318

AN535 Dash #	MS21318 Dash #	Dia. In.	Length In.	Sugg. Drill Size	Price Each
-00-4	-3	.060	1/4	#55 (.052")	\$0.78
-0-4	-9	.075	1/4	#51 (.067")	\$0.06
-2-3	-14	.100	3/16	#44 (.086")	\$0.06
-2-4	-15	.100	1/4	#44 (.086")	\$0.06
-4-4	-21	.116	1/4	#37 (.104")	\$0.06
-00-2	-1	.060	1/8	#55 (.052")	\$0.05
-00-3	-2	.060	3/16	#55 (.052")	\$0.06
-0-2	-7	.075	1/8	#51 (.067")	\$0.06
-0-3	-8	.075	3/16	#51 (.067")	\$0.06
-2-2	-13	.100	1/8	#44 (.086")	\$0.06
-4-3	-20	.116	3/16	#37 (.104")	\$0.07
-4-5	-22	.116	5/16	#37 (.104")	\$0.07

NAS514 MACHINE SCREWS

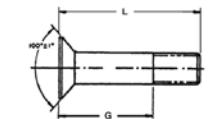
- Phillips 100° Flat Head
- Fully Threaded
- Alloy Steel (8740)
- Finish - Cadmium per QQ-P-416 Type II
- Tensile - 125,000 145,000 PSI



Thread	Length	Phillips Part No.	Price Ea.	
4-40	.250	NAS514P440-4P	\$0.10	
	.312	NAS514P440-5P	\$0.08	
	.375	NAS514P440-6P	\$0.08	
	.438	NAS514P440-7P	\$0.14	
	.500	NAS514P440-8P	\$0.08	
	.625	NAS514P440-10P	\$0.08	
6-32	.750	NAS514P440-12P	\$0.16	
	.188	NAS514P632-3P	\$0.13	
	.250	NAS514P632-4P	\$0.11	
	.312	NAS514P632-5P	\$0.12	
	.375	NAS514P632-6P	\$0.11	
	.438	NAS514P632-7P	\$0.08	
	.500	NAS514P632-8P	\$0.13	
	.625	NAS514P632-10P	\$0.12	
	.750	NAS514P632-12P	\$0.33	
	.875	NAS514P632-14P	\$0.13	
	1.00	NAS514P632-16P	\$0.09	
	8-32	.250	NAS514P832-4P	\$0.14
.312		NAS514P832-5P	\$0.13	
.375		NAS514P832-6P	\$0.13	
.438		NAS514P832-7P	\$0.14	
.500		NAS514P832-8P	\$0.14	
.625		NAS514P832-10P	\$0.16	
.750		NAS514P832-12P	\$0.12	
.875		NAS514P832-14P	\$0.14	
1.00		NAS514P832-16P	\$0.28	
1.25		NAS514P832-20P	\$0.19	
10-32		.250	NAS514P1032-4P	\$0.13
		.312	NAS514P1032-5P	\$0.14
	.375	NAS514P1032-6P	\$0.13	
	.438	NAS514P1032-7P	\$0.16	
	.500	NAS514P1032-8P	\$0.20	
	.625	NAS514P1032-10P	\$0.18	
	.750	NAS514P1032-12P	\$0.14	
	.875	NAS514P1032-14P	\$0.19	
	1.00	NAS514P1032-16P	\$0.20	
	1.25	NAS514P1032-20P	\$0.28	

NAS517 FLUSH HEAD SCREWS

- Phillips 100 Deg. Flat Head
- Alloy Steel Per Mil-S-6049
- Finish - Cad Plate per QQ-P-416 Type II



Thread	Grip Length	Phillips Part No.	Price Ea.
8-32	.469	NAS517-2-1	\$0.27
	.125	NAS517-2-2	\$0.18
	.188	NAS517-2-3	\$0.19
	.250	NAS517-2-4	\$0.14
	.312	NAS517-2-5	\$0.17
	.375	NAS517-2-6	\$0.19
	.438	NAS517-2-7	\$0.17
	.500	NAS517-2-8	\$0.18
	.562	NAS517-2-9	\$0.13
	.625	NAS517-2-10	\$0.44
	.688	NAS517-2-11	\$0.12
	.750	NAS517-2-12	\$0.20
10-32	.406	NAS517-3-0	\$0.18
	.469	NAS517-3-1	\$0.14
	.125	NAS517-3-2	\$0.11
	.188	NAS517-3-3	\$0.13
	.250	NAS517-3-4	\$0.14
	.312	NAS517-3-5	\$0.14
	.375	NAS517-3-6	\$0.16
	.438	NAS517-3-7	\$0.17
	.500	NAS517-3-8	\$0.19
	.562	NAS517-3-9	\$0.20
	.625	NAS517-3-10	\$0.19
	.688	NAS517-3-11	\$0.18
	.750	NAS517-3-12	\$0.17
	.812	NAS517-3-13	\$0.17
	.875	NAS517-3-14	\$0.19
	1.00	NAS517-3-16	\$0.19

SET SCREWS



Set screws are used to provide immediate, binding location of various parts on shafts. Maximum holding pressure is made by the cup point edge gripping the contact surface. Allen head wrenches are used to operate set screws.

Part No.	Thread	Length	Price	Part No.	Thread	Length	Price
04-00182	8-32	3/16	\$0.09	04-00189	10-32	1/2	\$0.23
04-00183	8-32	1/4	\$0.09	04-00191	1/4-28	5/16	\$0.12
04-00184	10-32	1/4	\$0.20				

10-32 X 1/4 INCH ALLEN SET SCREW



Set Screw - Socket Products Type: Socket Set Screws Point Type: Cup Thread Size: 10-32 Overall Length: 1/4 Material: Alloy Steel - Grade 8 Finish/Coating: Black Oxide. Key Size (Inch): 3/32. Metalworking Book: 2085. Big Book: 1830 P/N 04-01032\$0.42



SHORTY BUSHING 2820

Material: 6/6 Nylon Certifications: File E15331 File LR8919 Flammability Rating: 94V-2 Material Temperature Index: 125°C (257°F)-Max. temperature on part not to exceed 105°C (221°F) Insulating feed-thru bushings for limited internal clearance applications.....P/ N 04-02026\$0.15